



BerkeleyShaw
REAL ESTATE

15 Litherland Park, Liverpool, L21 9HP

Asking Price £350,000

Situated on the prestigious Litherland Park, this beautifully refurbished detached dormer bungalow occupies a generous plot and offers versatile, ready-to-move-into accommodation with excellent potential to extend and add further value (subject to relevant permissions).

The property is offered with no onward chain and freehold tenure, making it an attractive opportunity for a range of buyers. Internally, the accommodation is both flexible and spacious, with multiple reception rooms providing options for formal living, dining, home office or additional family space. The modern fitted kitchen is complemented by a separate utility room, ideal for everyday convenience.

There are two bedrooms located on the first floor, while the ground floor layout allows for adaptable use, whether as further bedroom space or additional reception rooms, depending on individual needs. Bathrooms are conveniently arranged on both floors, enhancing practicality for families or guests.

Externally, the home sits within a substantial plot offering ample outdoor space, privacy, and exciting scope for extension or landscaping. The generous driveway provides off-road parking, and the detached nature of the property further enhances its appeal.

Litherland Park is widely regarded as a highly desirable address, benefiting from excellent transport links to Liverpool City Centre, making it ideal for commuters. Local amenities, schools and green spaces are also within



BerkeleyShaw
REAL ESTATE



BerkeleyShaw
REAL ESTATE



BerkeleyShaw
REAL ESTATE

Hall

Lounge

12'2" x 11'3" (3.72 x 3.43)

Kitchen

10'1" x 10'0" (3.09 x 3.05)

Dining Room

12'1" x 11'3" (3.69 x 3.44)

Bedroom 1

13'11" x 12'0" (4.25 x 3.68)

DOUBLE

Utility

10'0" x 5'10" (3.07 x 1.79)

Downstairs Shower room

7'0" x 8'1" (2.15 x 2.47)

Bedroom 2 - 1st Floor

13'9" x 9'4" (4.20 x 2.87)

DOUBLE

Bedroom 3 - First floor

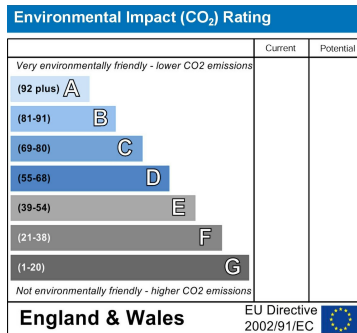
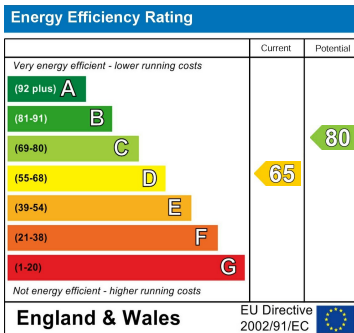
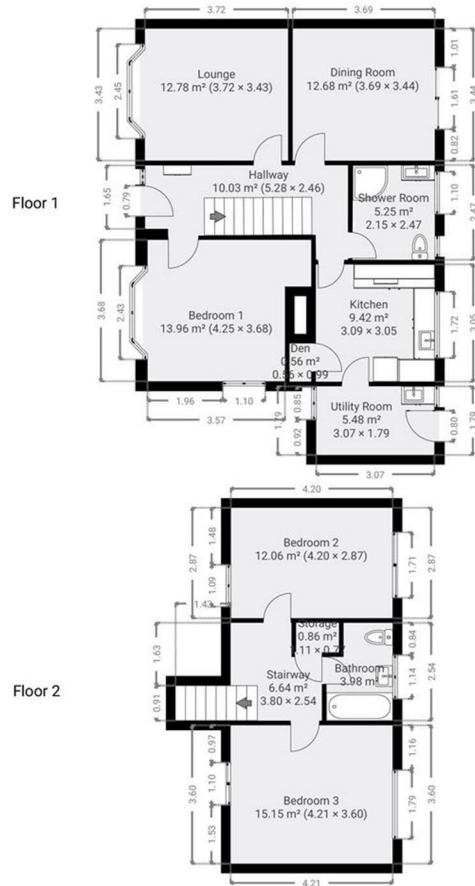
13'9" x 11'9" (4.21 x 3.60)

DOUBLE

Bathroom - 1st Floor

13'0" x 8'3" (3.98 x 2.54)

Landing



BerkeleyShaw
REAL ESTATE



BerkeleyShaw
REAL ESTATE



BerkeleyShaw
REAL ESTATE



Berkeley Shaw Estate Agents Limited.
Company No. 0784754

Berkeley Shaw Real Estate Limited.
Company No. 05206927

